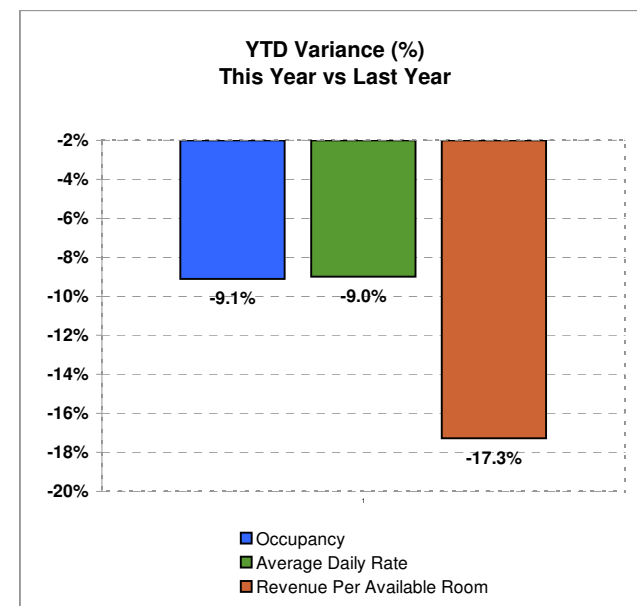
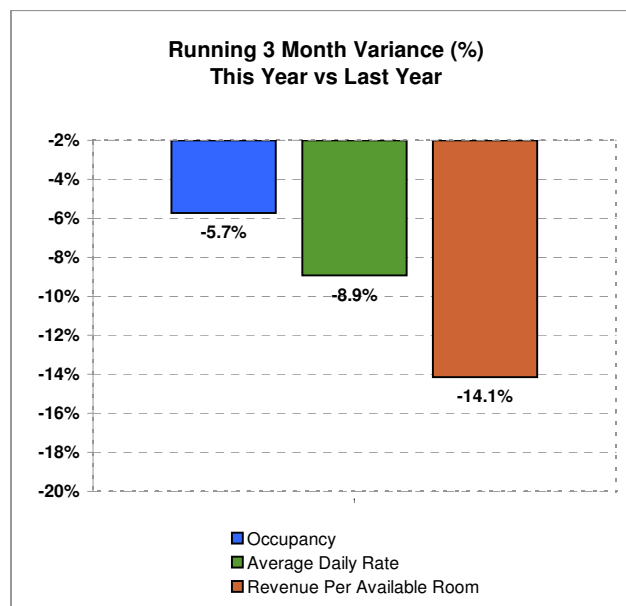
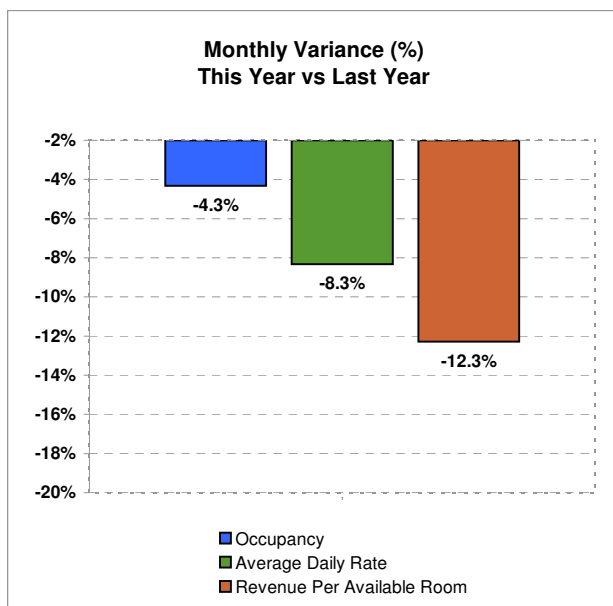




## Monthly Hotel Report - Total United States - November 2009

	Month		3 Months Ending		Year to Date	
	Nov 2009	% Change	Nov 2009	% Change	Nov 2009	% Change
Occupancy	49.5%	-4.3%	54.8%	-5.7%	56.1%	-9.1%
Average Daily Rate	\$93.60	-8.3%	\$96.65	-8.9%	\$97.77	-9.0%
Revenue Per Available Room	\$46.33	-12.3%	\$52.95	-14.1%	\$54.85	-17.3%



Source: Smith Travel Research

You may quote this data when properly attributing it to Smith Travel Research, Inc.

For additional information about specific markets or STR chain scales please contact STR at 615-824-8664, or e-mail: [info@smithtravelresearch.com](mailto:info@smithtravelresearch.com).

Date Created: December 19, 2009