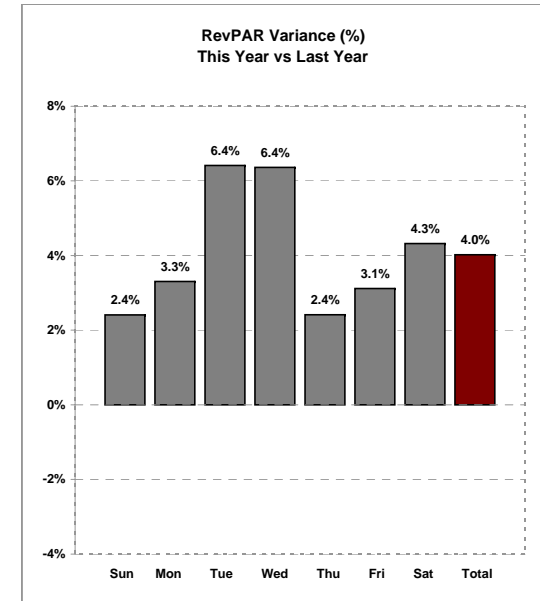
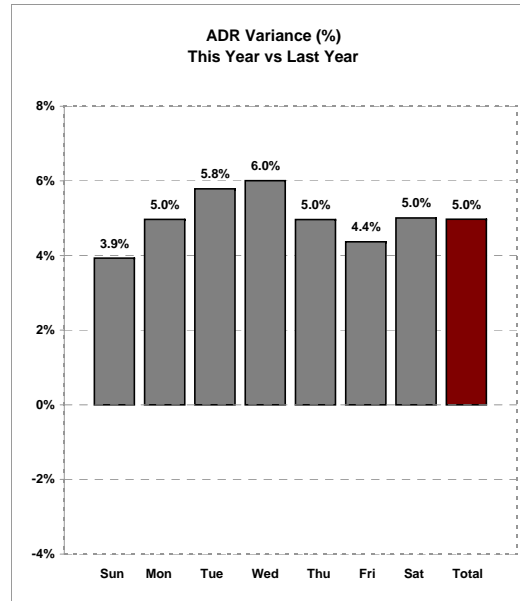
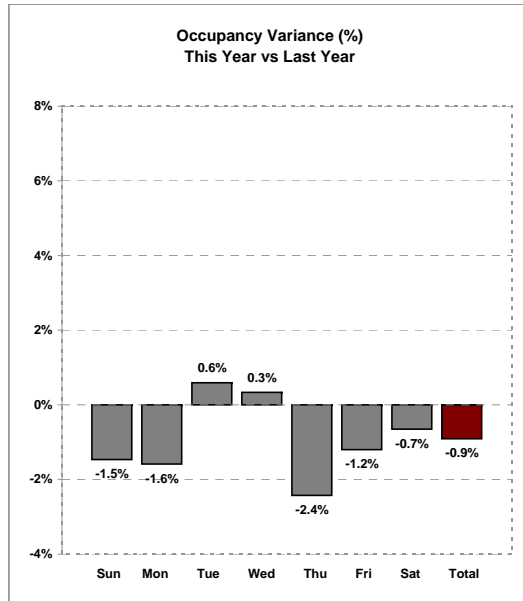




Weekly Lodging Report - Total United States - Week of May 27, 2007 - June 02, 2007

	Actual May 27, 2007 - Jun 02, 2007								Percent Change from Previous Year							
	27-May-07	28-May-07	29-May-07	30-May-07	31-May-07	1-Jun-07	2-Jun-07	Total	28-May-06	29-May-06	30-May-06	31-May-06	1-Jun-06	2-Jun-06	3-Jun-06	Total
	Sun	Mon	Tue	Wed	Thu	Fri	Sat	Week	Sun	Mon	Tue	Wed	Thu	Fri	Sat	Week
Occupancy	61.8%	38.3%	56.0%	62.6%	62.5%	69.2%	73.4%	60.5%	-1.5%	-1.6%	0.6%	0.3%	-2.4%	-1.2%	-0.7%	-0.9%
Average Daily Rate	\$100.03	\$90.18	\$96.18	\$99.29	\$98.81	\$98.51	\$100.60	\$98.19	3.9%	5.0%	5.8%	6.0%	5.0%	4.4%	5.0%	5.0%
Revenue Per Available Room	\$61.84	\$34.55	\$53.86	\$62.16	\$61.73	\$68.19	\$73.82	\$59.45	2.4%	3.3%	6.4%	6.4%	2.4%	3.1%	4.3%	4.0%



Source: Smith Travel Research

You may quote this data when properly attributing it to Smith Travel Research, Inc.
For additional information about specific markets or STR chain scales please contact STR at 615-824-8664, or e-mail: info@smithtravelresearch.com.

Date Created: June 06, 2007