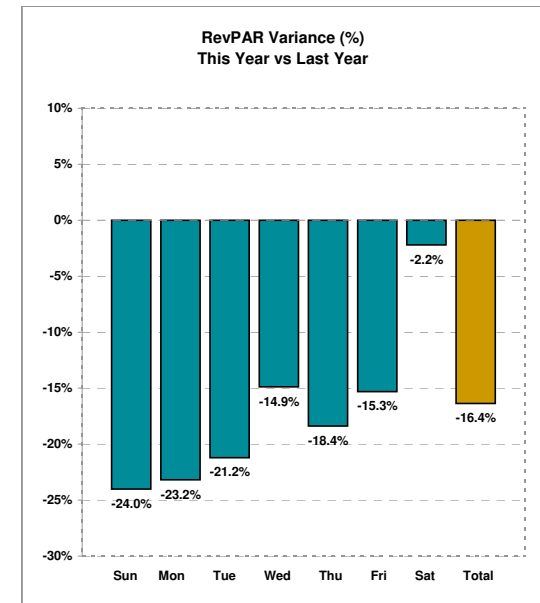
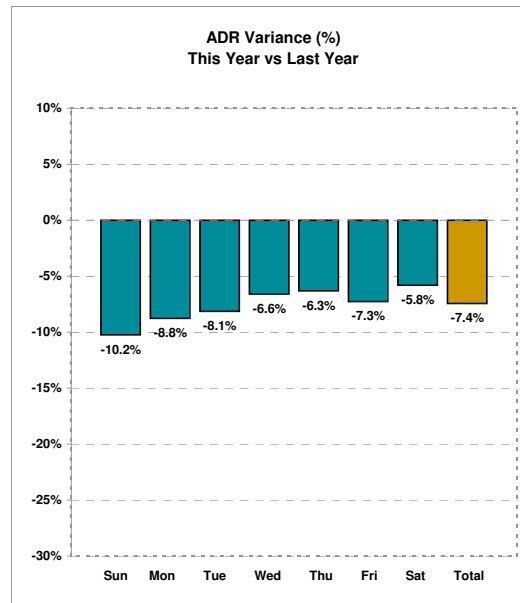
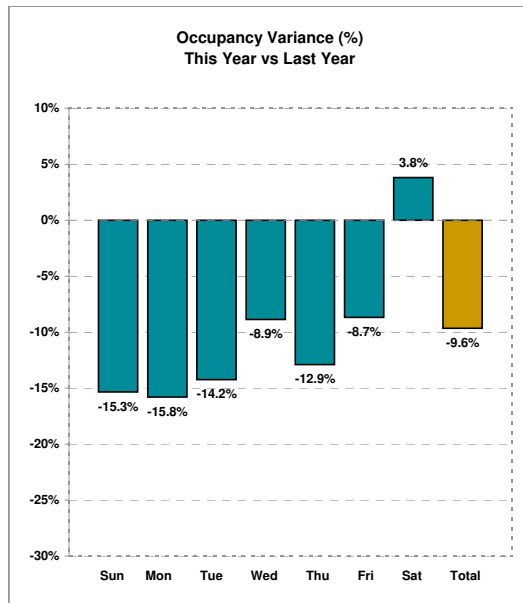




Weekly Hotel Report - Total United States - Week of February 08, 2009 - February 14, 2009

	Actual Feb 08, 2009 - Feb 14, 2009								Percent Change from Previous Year							
	8-Feb-09	9-Feb-09	10-Feb-09	11-Feb-09	12-Feb-09	13-Feb-09	14-Feb-09	Total	10-Feb-08	11-Feb-08	12-Feb-08	13-Feb-08	14-Feb-08	15-Feb-08	16-Feb-08	Total
	Sun	Mon	Tue	Wed	Thu	Fri	Sat	Week	Sun	Mon	Tue	Wed	Thu	Fri	Sat	Week
Occupancy	36.3%	50.0%	55.1%	55.6%	51.7%	61.7%	75.7%	55.2%	-15.3%	-15.8%	-14.2%	-8.9%	-12.9%	-8.7%	3.8%	-9.6%
Average Daily Rate	\$98.19	\$102.61	\$103.89	\$103.74	\$101.68	\$99.11	\$102.17	\$101.77	-10.2%	-8.8%	-8.1%	-6.6%	-6.3%	-7.3%	-5.8%	-7.4%
Revenue Per Available Room	\$35.69	\$51.26	\$57.27	\$57.66	\$52.52	\$61.16	\$77.35	\$56.13	-24.0%	-23.2%	-21.2%	-14.9%	-18.4%	-15.3%	-2.2%	-16.4%



Source: Smith Travel Research

You may quote this data when properly attributing it to Smith Travel Research, Inc.
For additional information about specific markets or STR chain scales please contact STR at 615-824-8664, or e-mail: info@smithtravelresearch.com.

Date Created: February 17, 2009