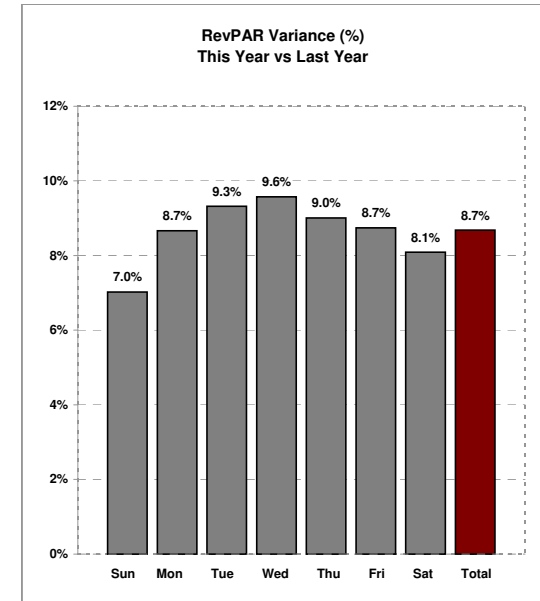
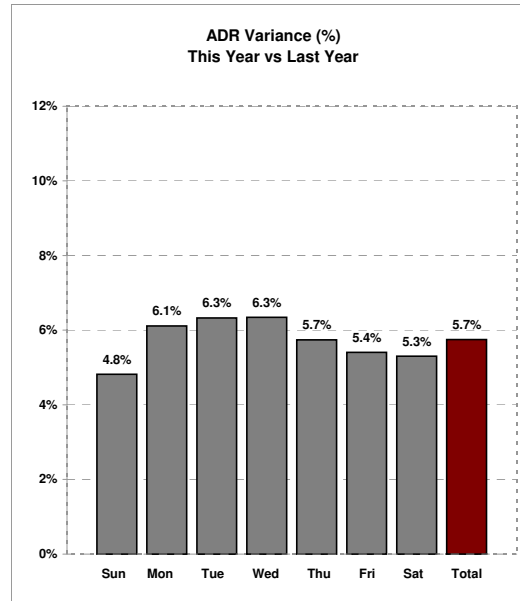
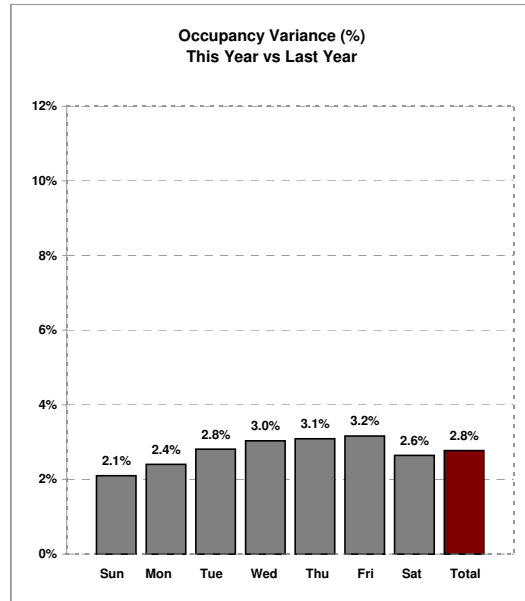




Weekly Lodging Report - Total United States - Week of August 05, 2007 - August 11, 2007

	Actual Aug 05, 2007 - Aug 11, 2007								Percent Change from Previous Year							
	5-Aug-07	6-Aug-07	7-Aug-07	8-Aug-07	9-Aug-07	10-Aug-07	11-Aug-07	Total	6-Aug-06	7-Aug-06	8-Aug-06	9-Aug-06	10-Aug-06	11-Aug-06	12-Aug-06	Total
	Sun	Mon	Tue	Wed	Thu	Fri	Sat	Week	Sun	Mon	Tue	Wed	Thu	Fri	Sat	Week
Occupancy	59.5%	72.1%	77.3%	77.9%	74.6%	78.1%	81.5%	74.4%	2.1%	2.4%	2.8%	3.0%	3.1%	3.2%	2.6%	2.8%
Average Daily Rate	\$102.42	\$104.89	\$106.17	\$106.01	\$103.79	\$103.86	\$105.23	\$104.71	4.8%	6.1%	6.3%	6.3%	5.7%	5.4%	5.3%	5.7%
Revenue Per Available Room	\$60.90	\$75.59	\$82.03	\$82.57	\$77.45	\$81.09	\$85.71	\$77.91	7.0%	8.7%	9.3%	9.6%	9.0%	8.7%	8.1%	8.7%



Source: Smith Travel Research

You may quote this data when properly attributing it to Smith Travel Research, Inc.
For additional information about specific markets or STR chain scales please contact STR at 615-824-8664, or e-mail: info@smithtravelresearch.com.

Date Created: August 15, 2007