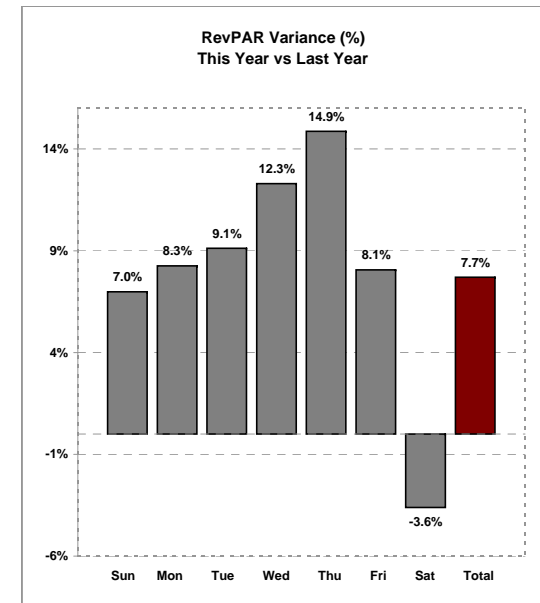
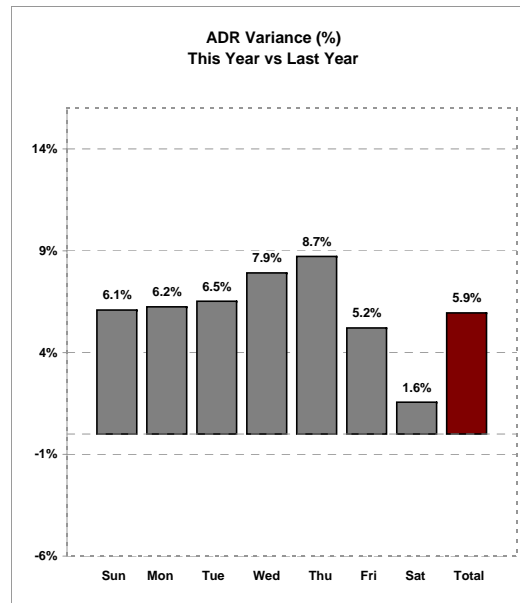
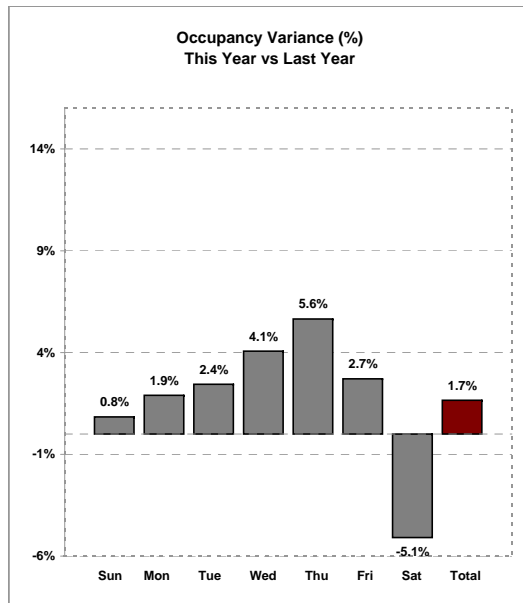




Weekly Lodging Report - Total United States - Week of June 24, 2007 - June 30, 2007

	Actual Jun 24, 2007 - Jun 30, 2007								Percent Change from Previous Year							
	24-Jun-07	25-Jun-07	26-Jun-07	27-Jun-07	28-Jun-07	29-Jun-07	30-Jun-07	Total	25-Jun-06	26-Jun-06	27-Jun-06	28-Jun-06	29-Jun-06	30-Jun-06	1-Jul-06	Total
	Sun	Mon	Tue	Wed	Thu	Fri	Sat	Week	Sun	Mon	Tue	Wed	Thu	Fri	Sat	Week
Occupancy	59.0%	73.4%	78.0%	77.3%	72.3%	74.8%	78.5%	73.3%	0.8%	1.9%	2.4%	4.1%	5.6%	2.7%	-5.1%	1.7%
Average Daily Rate	\$102.90	\$105.68	\$106.17	\$105.05	\$101.24	\$98.50	\$99.81	\$102.77	6.1%	6.2%	6.5%	7.9%	8.7%	5.2%	1.6%	5.9%
Revenue Per Available Room	\$60.74	\$77.54	\$82.87	\$81.20	\$73.18	\$73.69	\$78.37	\$75.37	7.0%	8.3%	9.1%	12.3%	14.9%	8.1%	-3.6%	7.7%



Source: Smith Travel Research

You may quote this data when properly attributing it to Smith Travel Research, Inc.
For additional information about specific markets or STR chain scales please contact STR at 615-824-8664, or e-mail: info@smithtravelresearch.com.

Date Created: July 04, 2007