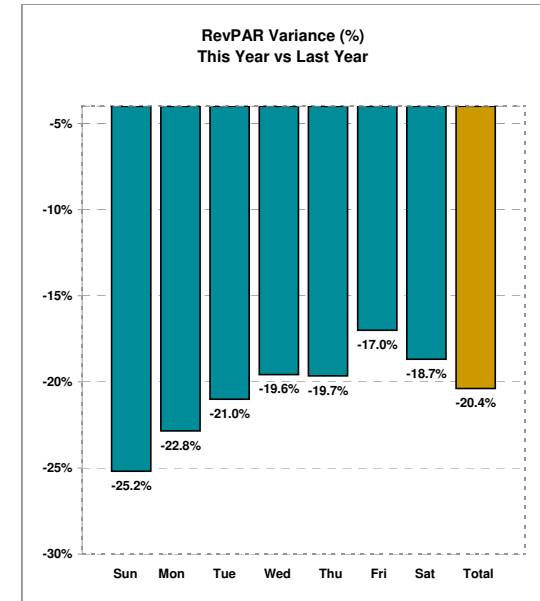
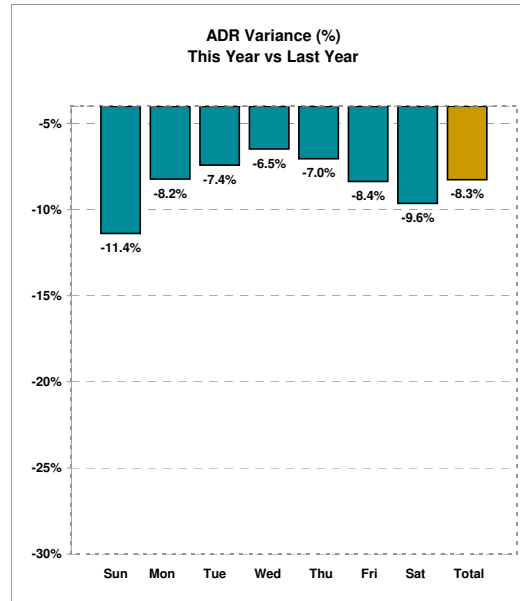
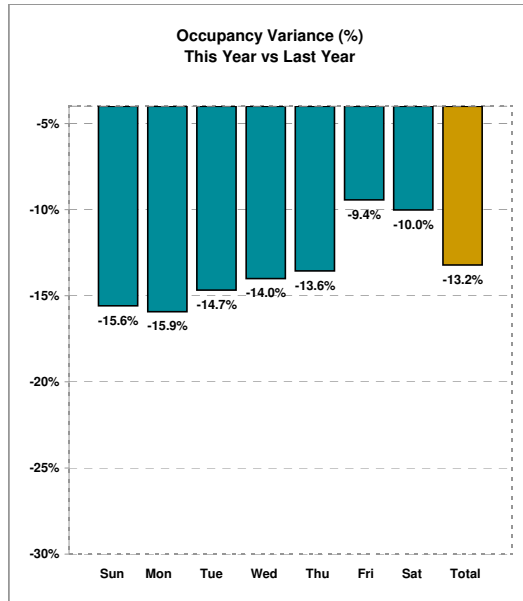




Weekly Hotel Report - Total United States - Week of February 01, 2009 - February 07, 2009

	Actual Feb 01, 2009 - Feb 07, 2009								Percent Change from Previous Year							
	1-Feb-09	2-Feb-09	3-Feb-09	4-Feb-09	5-Feb-09	6-Feb-09	7-Feb-09	Total	3-Feb-08	4-Feb-08	5-Feb-08	6-Feb-08	7-Feb-08	8-Feb-08	9-Feb-08	Total
	Sun	Mon	Tue	Wed	Thu	Fri	Sat	Week	Sun	Mon	Tue	Wed	Thu	Fri	Sat	Week
Occupancy	33.6%	46.8%	52.9%	54.2%	50.0%	51.6%	52.9%	48.8%	-15.6%	-15.9%	-14.7%	-14.0%	-13.6%	-9.4%	-10.0%	-13.2%
Average Daily Rate	\$98.40	\$101.70	\$103.80	\$104.72	\$102.28	\$94.34	\$94.07	\$99.97	-11.4%	-8.2%	-7.4%	-6.5%	-7.0%	-8.4%	-9.6%	-8.3%
Revenue Per Available Room	\$33.04	\$47.57	\$54.87	\$56.75	\$51.13	\$48.64	\$49.79	\$48.83	-25.2%	-22.8%	-21.0%	-19.6%	-19.7%	-17.0%	-18.7%	-20.4%



Source: Smith Travel Research

You may quote this data when properly attributing it to Smith Travel Research, Inc.
For additional information about specific markets or STR chain scales please contact STR at 615-824-8664, or e-mail: info@smithtravelresearch.com.

Date Created: February 10, 2009