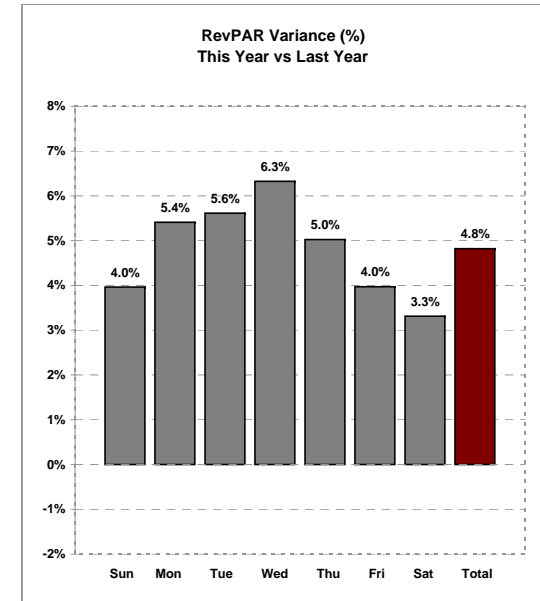
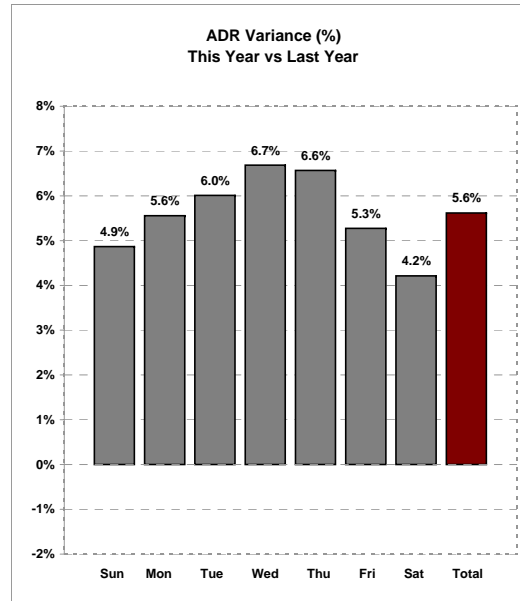
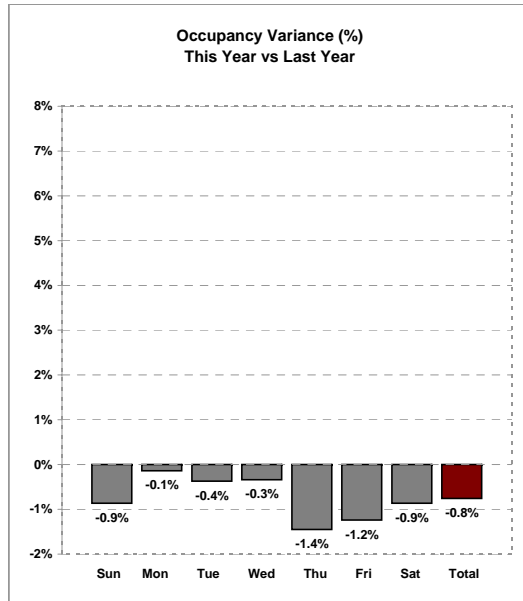




Weekly Lodging Report - Total United States - Week of October 14, 2007 - October 20, 2007

	Actual Oct 14, 2007 - Oct 20, 2007								Percent Change from Previous Year							
	14-Oct-07	15-Oct-07	16-Oct-07	17-Oct-07	18-Oct-07	19-Oct-07	20-Oct-07	Total	15-Oct-06	16-Oct-06	17-Oct-06	18-Oct-06	19-Oct-06	20-Oct-06	21-Oct-06	Total
	Sun	Mon	Tue	Wed	Thu	Fri	Sat	Week	Sun	Mon	Tue	Wed	Thu	Fri	Sat	Week
Occupancy	51.9%	67.2%	72.5%	73.3%	69.8%	74.6%	77.4%	69.5%	-0.9%	-0.1%	-0.4%	-0.3%	-1.4%	-1.2%	-0.9%	-0.8%
Average Daily Rate	\$105.88	\$109.63	\$110.69	\$109.89	\$108.11	\$105.49	\$106.92	\$108.15	4.9%	5.6%	6.0%	6.7%	6.6%	5.3%	4.2%	5.6%
Revenue Per Available Room	\$54.93	\$73.63	\$80.29	\$80.50	\$75.45	\$78.68	\$82.76	\$75.17	4.0%	5.4%	5.6%	6.3%	5.0%	4.0%	3.3%	4.8%



Source: Smith Travel Research

You may quote this data when properly attributing it to Smith Travel Research, Inc.
For additional information about specific markets or STR chain scales please contact STR at 615-824-8664, or e-mail: info@smithtravelresearch.com.

Date Created: October 24, 2007