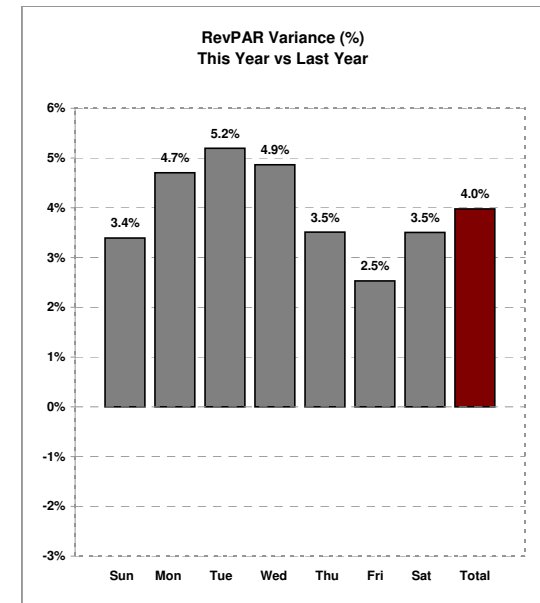
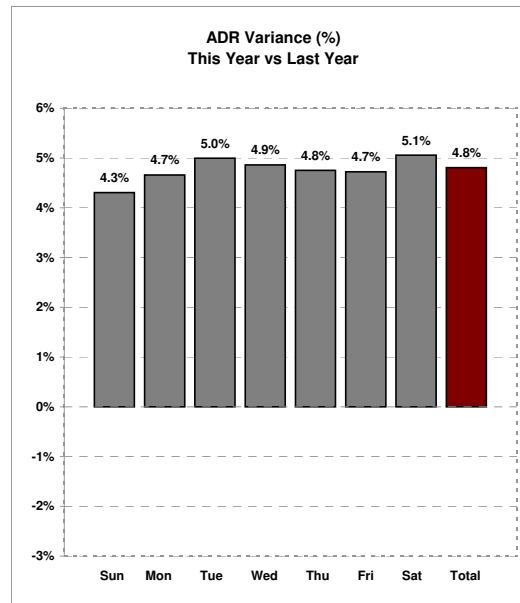
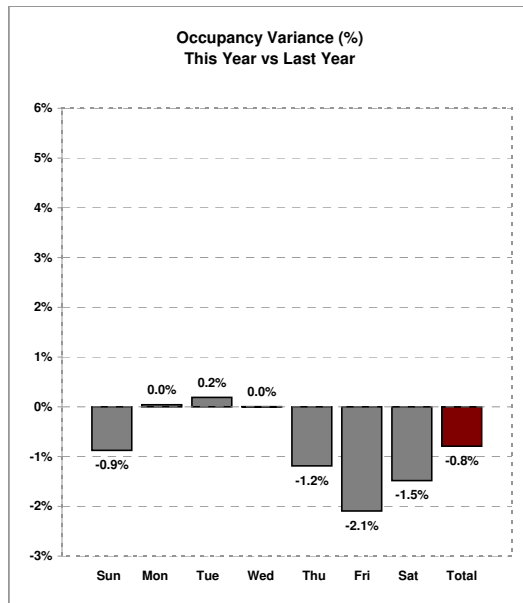




Weekly Lodging Report - Total United States - Week of June 17, 2007 - June 23, 2007

	Actual Jun 17, 2007 - Jun 23, 2007								Percent Change from Previous Year							
	17-Jun-07	18-Jun-07	19-Jun-07	20-Jun-07	21-Jun-07	22-Jun-07	23-Jun-07	Total	18-Jun-06	19-Jun-06	20-Jun-06	21-Jun-06	22-Jun-06	23-Jun-06	24-Jun-06	Total
	Sun	Mon	Tue	Wed	Thu	Fri	Sat	Week	Sun	Mon	Tue	Wed	Thu	Fri	Sat	Week
Occupancy	52.4%	71.3%	77.9%	79.0%	75.7%	79.6%	83.0%	74.1%	-0.9%	0.0%	0.2%	0.0%	-1.2%	-2.1%	-1.5%	-0.8%
Average Daily Rate	\$98.58	\$104.34	\$106.62	\$106.39	\$103.45	\$102.05	\$103.71	\$103.83	4.3%	4.7%	5.0%	4.9%	4.8%	4.7%	5.1%	4.8%
Revenue Per Available Room	\$51.69	\$74.37	\$83.10	\$84.04	\$78.35	\$81.26	\$86.12	\$76.99	3.4%	4.7%	5.2%	4.9%	3.5%	2.5%	3.5%	4.0%



Source: Smith Travel Research

You may quote this data when properly attributing it to Smith Travel Research, Inc.
For additional information about specific markets or STR chain scales please contact STR at 615-824-8664, or e-mail: info@smithtravelresearch.com.

Date Created: June 27, 2007