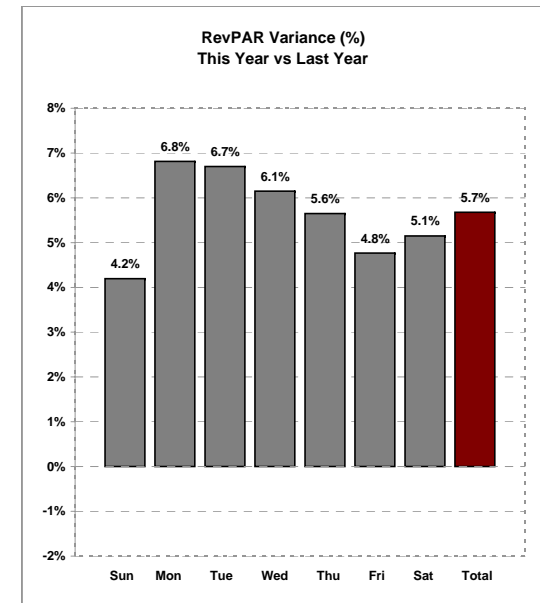
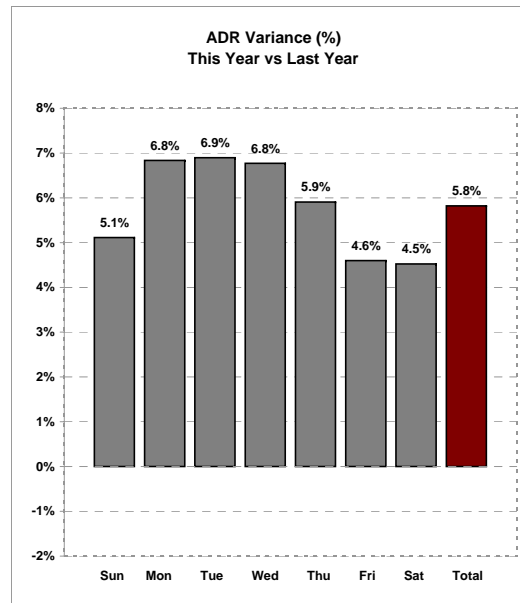
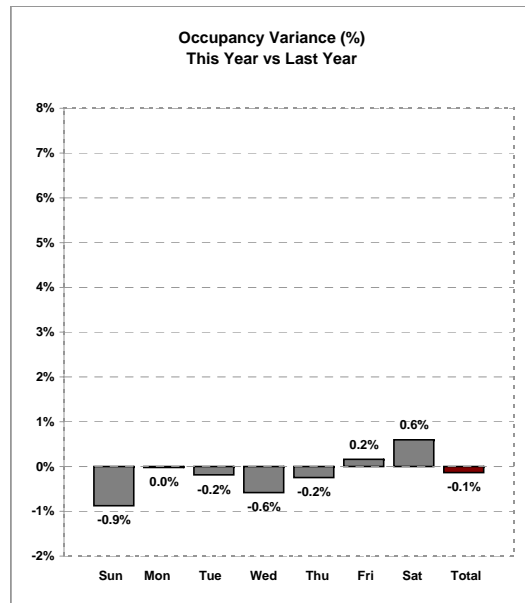




## Weekly Lodging Report - Total United States - Week of July 15, 2007 - July 21, 2007

	Actual Jul 15, 2007 - Jul 21, 2007							Percent Change from Previous Year								
	15-Jul-07	16-Jul-07	17-Jul-07	18-Jul-07	19-Jul-07	20-Jul-07	21-Jul-07	Total	16-Jul-06	17-Jul-06	18-Jul-06	19-Jul-06	20-Jul-06	21-Jul-06	22-Jul-06	Total
	Sun	Mon	Tue	Wed	Thu	Fri	Sat	Week	Sun	Mon	Tue	Wed	Thu	Fri	Sat	Week
<b>Occupancy</b>	58.6%	74.3%	79.8%	80.1%	76.7%	80.1%	83.3%	76.1%	-0.9%	0.0%	-0.2%	-0.6%	-0.2%	0.2%	0.6%	-0.1%
<b>Average Daily Rate</b>	\$101.17	\$105.37	\$106.78	\$106.66	\$104.45	\$103.39	\$105.02	\$104.83	5.1%	6.8%	6.9%	6.8%	5.9%	4.6%	4.5%	5.8%
<b>Revenue Per Available Room</b>	\$59.31	\$78.24	\$85.20	\$85.39	\$80.14	\$82.80	\$87.46	\$79.79	4.2%	6.8%	6.7%	6.1%	5.6%	4.8%	5.1%	5.7%



Source: Smith Travel Research

You may quote this data when properly attributing it to Smith Travel Research, Inc.  
For additional information about specific markets or STR chain scales please contact STR at 615-824-8664, or e-mail: info@smithtravelresearch.com.

Date Created: July 25, 2007