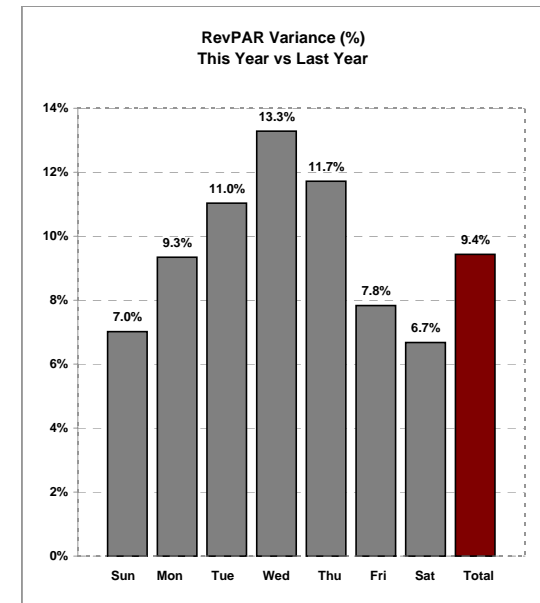
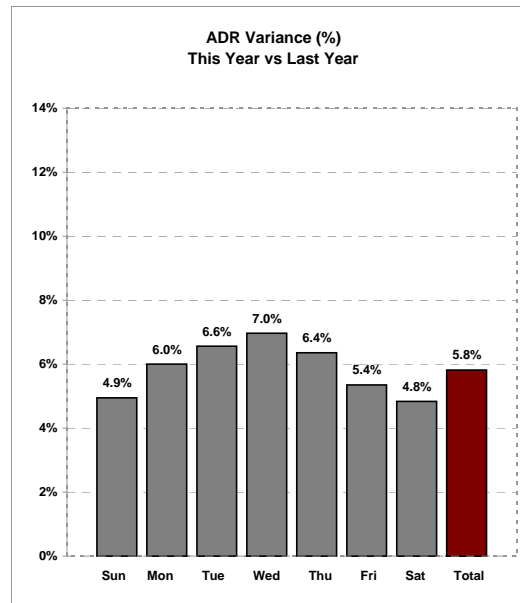
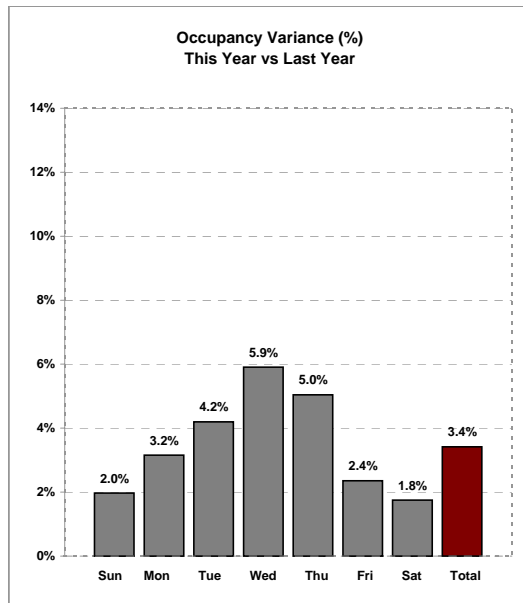




Weekly Lodging Report - Total United States - Week of August 26, 2007 - September 01, 2007

	Actual Aug 26, 2007 - Sep 01, 2007								Percent Change from Previous Year							
	26-Aug-07	27-Aug-07	28-Aug-07	29-Aug-07	30-Aug-07	31-Aug-07	1-Sep-07	Total	27-Aug-06	28-Aug-06	29-Aug-06	30-Aug-06	31-Aug-06	1-Sep-06	2-Sep-06	Total
	Sun	Mon	Tue	Wed	Thu	Fri	Sat	Week	Sun	Mon	Tue	Wed	Thu	Fri	Sat	Week
Occupancy	48.8%	62.6%	66.9%	64.6%	57.6%	67.7%	81.8%	64.3%	2.0%	3.2%	4.2%	5.9%	5.0%	2.4%	1.8%	3.4%
Average Daily Rate	\$98.46	\$101.00	\$101.87	\$100.46	\$95.89	\$98.92	\$102.60	\$100.10	4.9%	6.0%	6.6%	7.0%	6.4%	5.4%	4.8%	5.8%
Revenue Per Available Room	\$48.09	\$63.22	\$68.15	\$64.92	\$55.27	\$66.99	\$83.91	\$64.36	7.0%	9.3%	11.0%	13.3%	11.7%	7.8%	6.7%	9.4%



Source: Smith Travel Research

You may quote this data when properly attributing it to Smith Travel Research, Inc.
For additional information about specific markets or STR chain scales please contact STR at 615-824-8664, or e-mail: info@smithtravelresearch.com.

Date Created: September 06, 2007