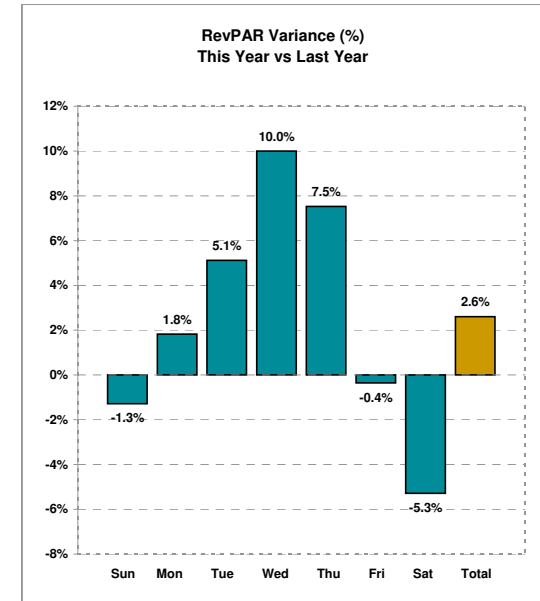
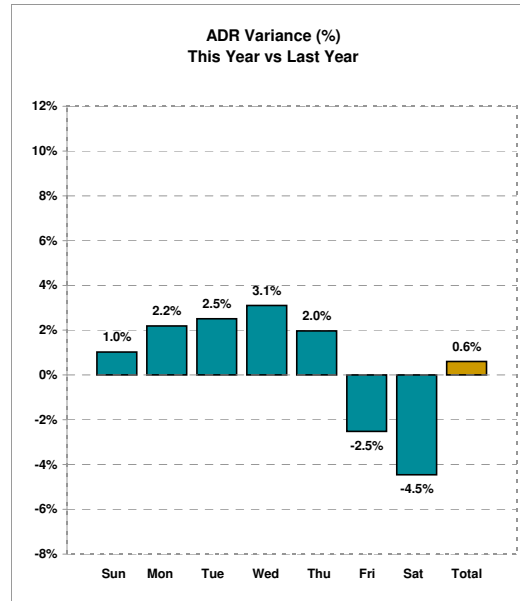
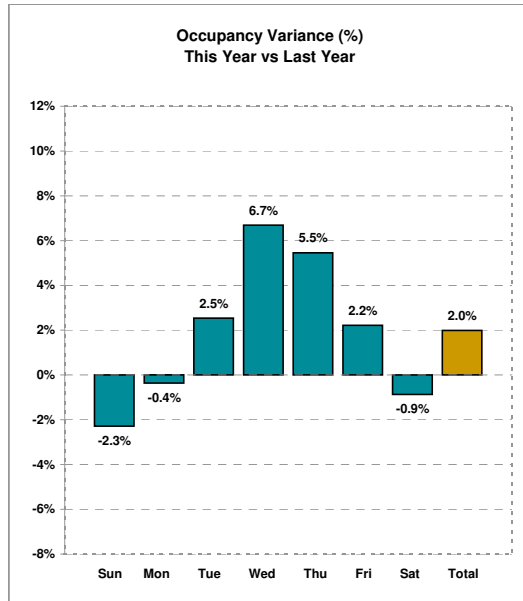




Weekly Hotel Report - Total United States - Week of December 14, 2008 - December 20, 2008

	Actual Dec 14, 2008 - Dec 20, 2008								Percent Change from Previous Year							
	14-Dec-08	15-Dec-08	16-Dec-08	17-Dec-08	18-Dec-08	19-Dec-08	20-Dec-08	Total	16-Dec-07	17-Dec-07	18-Dec-07	19-Dec-07	20-Dec-07	21-Dec-07	22-Dec-07	Total
	Sun	Mon	Tue	Wed	Thu	Fri	Sat	Week	Sun	Mon	Tue	Wed	Thu	Fri	Sat	Week
Occupancy	33.6%	45.1%	48.4%	47.2%	41.2%	41.3%	43.2%	42.9%	-2.3%	-0.4%	2.5%	6.7%	5.5%	2.2%	-0.9%	2.0%
Average Daily Rate	\$92.56	\$96.71	\$96.67	\$94.51	\$90.00	\$86.67	\$88.77	\$92.44	1.0%	2.2%	2.5%	3.1%	2.0%	-2.5%	-4.5%	0.6%
Revenue Per Available Room	\$31.08	\$43.61	\$46.78	\$44.56	\$37.12	\$35.78	\$38.37	\$39.61	-1.3%	1.8%	5.1%	10.0%	7.5%	-0.4%	-5.3%	2.6%



Source: Smith Travel Research

You may quote this data when properly attributing it to Smith Travel Research, Inc.
 For additional information about specific markets or STR chain scales please contact STR at 615-824-8664, or e-mail: info@smithtravelresearch.com.

Date Created: December 23, 2008