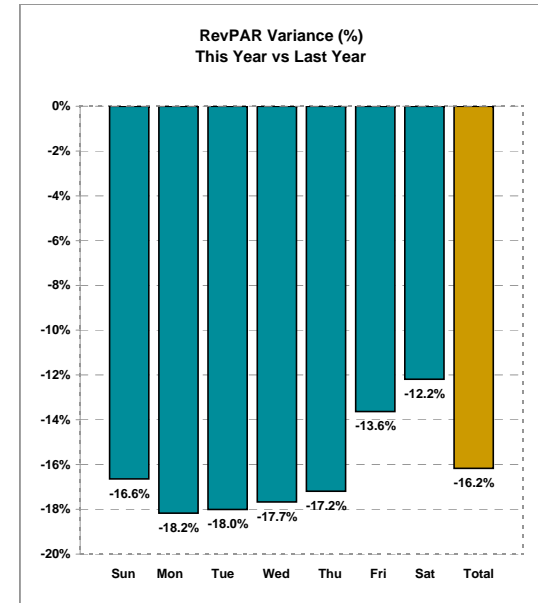
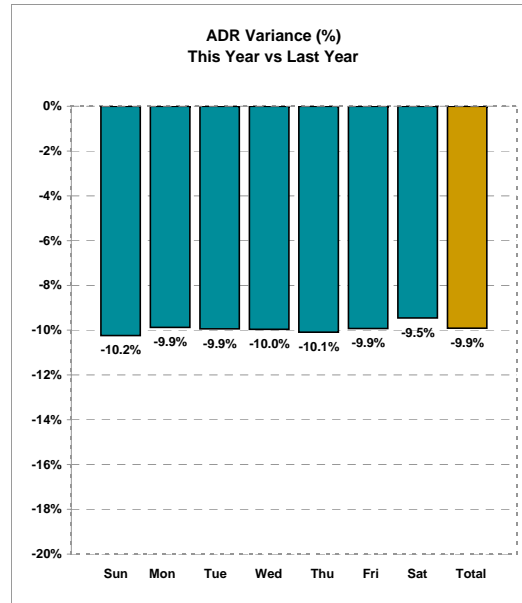
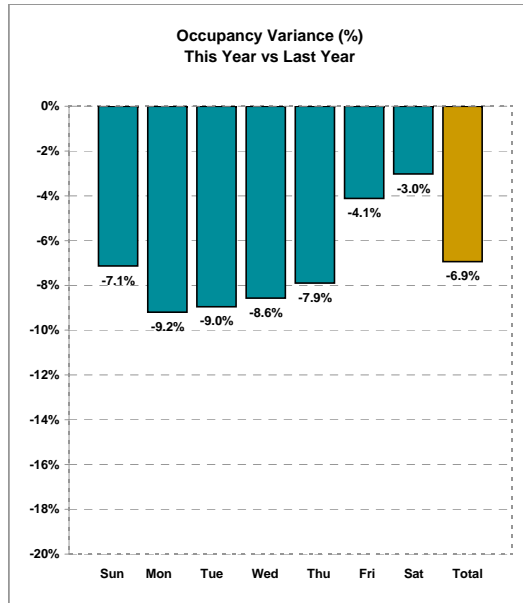




Weekly Hotel Report - Total United States - Week of August 09, 2009 - August 15, 2009

|                                   | Actual Aug 09, 2009 - Aug 15, 2009 |           |           |           |           |           |           |         | Percent Change from Previous Year |           |           |           |           |           |           |        |
|-----------------------------------|------------------------------------|-----------|-----------|-----------|-----------|-----------|-----------|---------|-----------------------------------|-----------|-----------|-----------|-----------|-----------|-----------|--------|
|                                   | 9-Aug-09                           | 10-Aug-09 | 11-Aug-09 | 12-Aug-09 | 13-Aug-09 | 14-Aug-09 | 15-Aug-09 | Total   | 10-Aug-08                         | 11-Aug-08 | 12-Aug-08 | 13-Aug-08 | 14-Aug-08 | 15-Aug-08 | 16-Aug-08 | Total  |
|                                   | Sun                                | Mon       | Tue       | Wed       | Thu       | Fri       | Sat       | Week    | Sun                               | Mon       | Tue       | Wed       | Thu       | Fri       | Sat       | Week   |
| <b>Occupancy</b>                  | 50.9%                              | 61.6%     | 66.0%     | 66.1%     | 62.7%     | 67.9%     | 72.2%     | 63.9%   | -7.1%                             | -9.2%     | -9.0%     | -8.6%     | -7.9%     | -4.1%     | -3.0%     | -6.9%  |
| <b>Average Daily Rate</b>         | \$94.20                            | \$97.03   | \$97.85   | \$97.52   | \$95.98   | \$96.25   | \$97.44   | \$96.70 | -10.2%                            | -9.9%     | -9.9%     | -10.0%    | -10.1%    | -9.9%     | -9.5%     | -9.9%  |
| <b>Revenue Per Available Room</b> | \$47.97                            | \$59.78   | \$64.57   | \$64.45   | \$60.18   | \$65.33   | \$70.32   | \$61.80 | -16.6%                            | -18.2%    | -18.0%    | -17.7%    | -17.2%    | -13.6%    | -12.2%    | -16.2% |



Source: Smith Travel Research

You may quote this data when properly attributing it to Smith Travel Research, Inc. For additional information about specific markets or STR chain scales please contact STR at 615-824-8664, or e-mail: info@smithtravelresearch.com.

Date Created: August 18, 2009