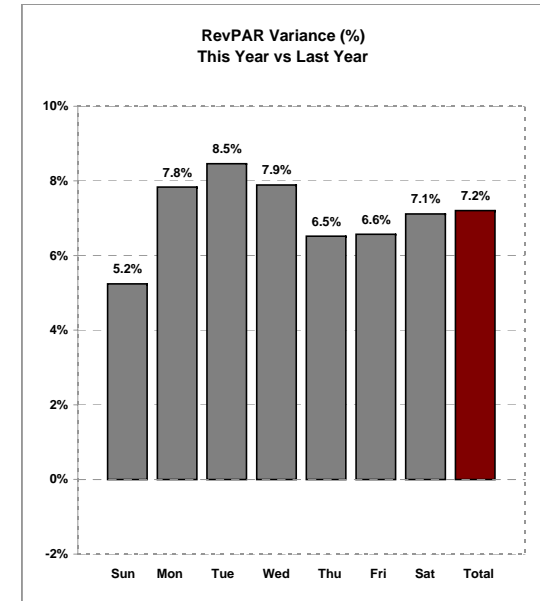
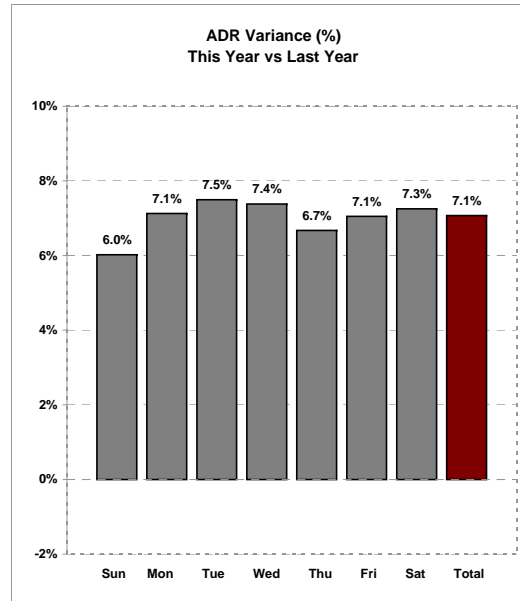
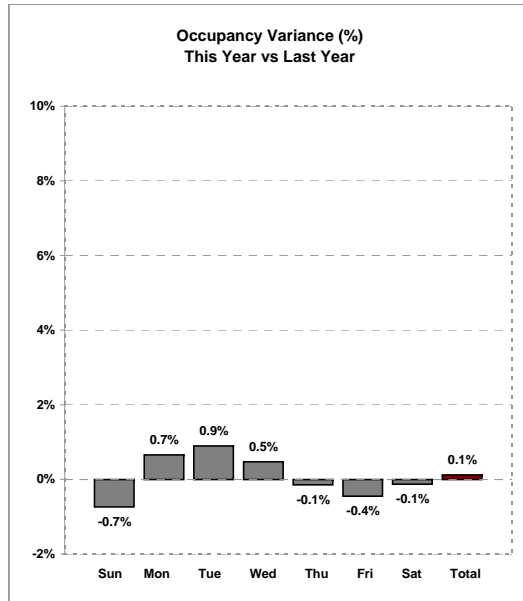




Weekly Lodging Report - Total United States - Week of September 16, 2007 - September 22, 2007

	Actual Sep 16, 2007 - Sep 22, 2007								Percent Change from Previous Year							
	16-Sep-07	17-Sep-07	18-Sep-07	19-Sep-07	20-Sep-07	21-Sep-07	22-Sep-07	Total	17-Sep-06	18-Sep-06	19-Sep-06	20-Sep-06	21-Sep-06	22-Sep-06	23-Sep-06	Total
	Sun	Mon	Tue	Wed	Thu	Fri	Sat	Week	Sun	Mon	Tue	Wed	Thu	Fri	Sat	Week
Occupancy	51.3%	68.1%	73.9%	73.3%	66.1%	67.1%	71.3%	67.3%	-0.7%	0.7%	0.9%	0.5%	-0.1%	-0.4%	-0.1%	0.1%
Average Daily Rate	\$104.74	\$110.55	\$111.11	\$109.40	\$103.54	\$99.25	\$101.66	\$105.89	6.0%	7.1%	7.5%	7.4%	6.7%	7.1%	7.3%	7.1%
Revenue Per Available Room	\$53.72	\$75.29	\$82.13	\$80.19	\$68.40	\$66.61	\$72.49	\$71.26	5.2%	7.8%	8.5%	7.9%	6.5%	6.6%	7.1%	7.2%



Source: Smith Travel Research

You may quote this data when properly attributing it to Smith Travel Research, Inc.
For additional information about specific markets or STR chain scales please contact STR at 615-824-8664, or e-mail: info@smithtravelresearch.com.

Date Created: September 26, 2007